




TYPE 1



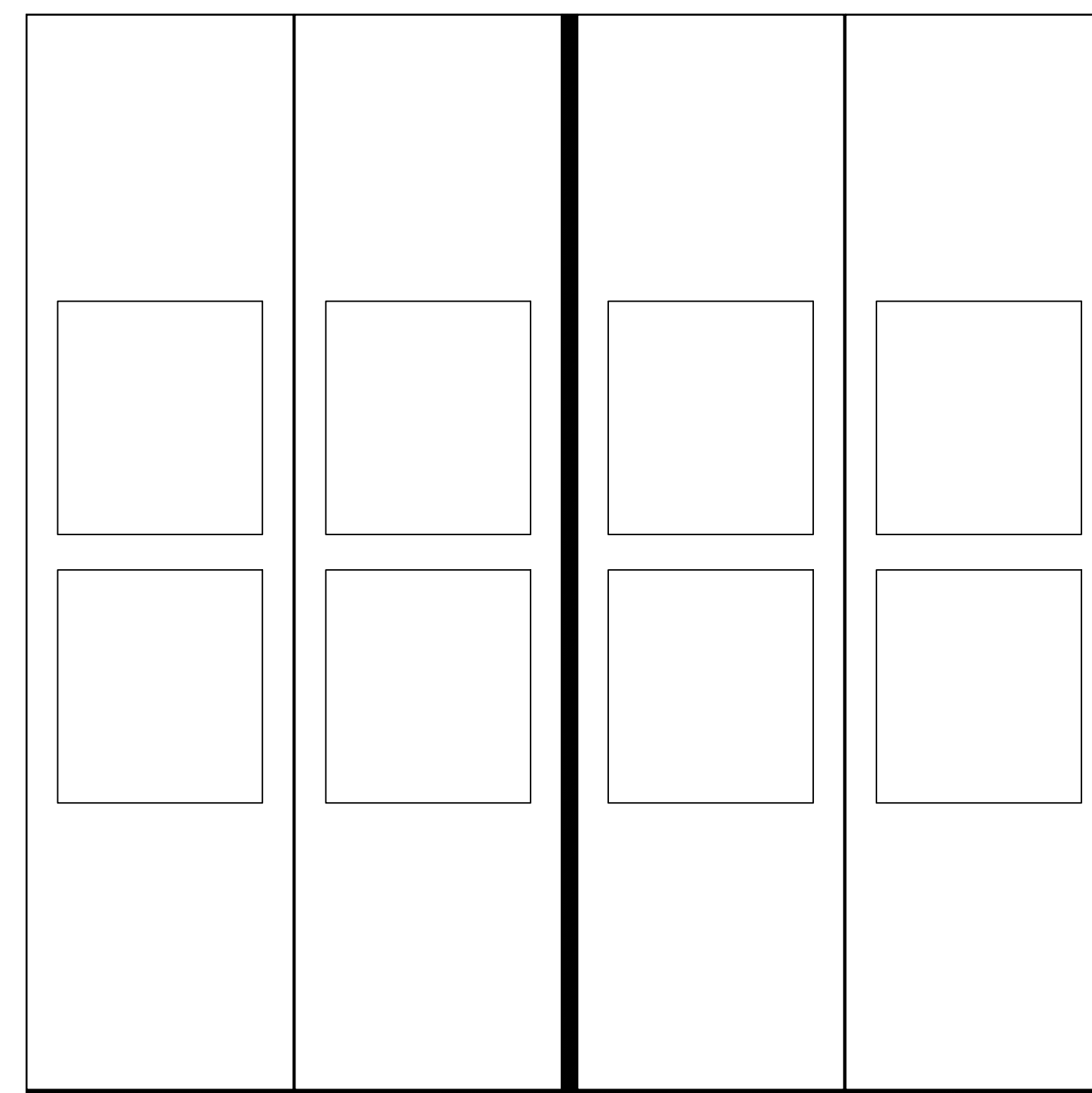
TYPE 2



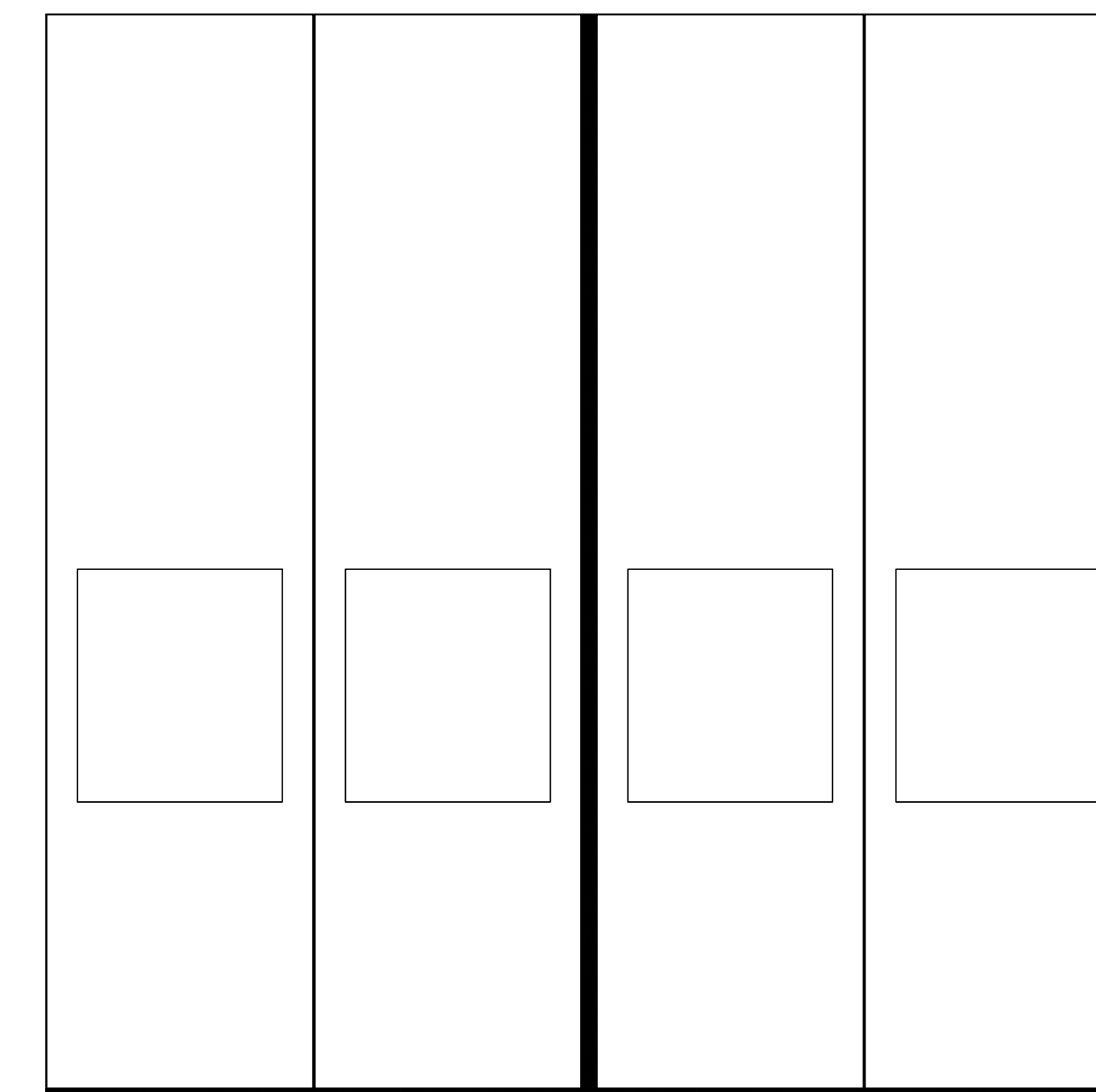
TYPE 3




TYPE 4




TYPE 5




TYPE 6



TYPE 7



TYPE 8



TYPE 9

NOTES

QUANTITY

FINISH

WINDOWS

LOW LEVEL COMPOSITE PANEL

LEADING EDGE FLOOR LOCK

POWER OPERATION/SAFETY FEATURES

- INC** LEAD EDGE OPTICAL SAFETY EDGE
- INC** CONFIGURED FOR MANUAL RELEASE
- INC** EXTERNAL PRESENCE SENSOR
- INC** INTERNAL PRESENCE SENSOR
- INC** KEY FOB: (1) TRANSMITTERS & (1) RECEIVER / DOOR
- INC** EXTERIOR PHOTOCELL
- NA** OPTIONS INCLUDED:

NOTES:

Paper Size 36 x 48

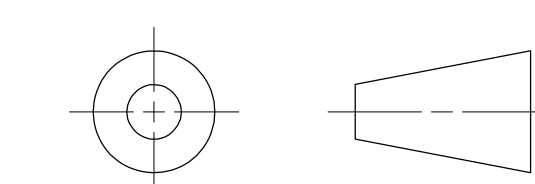
DOOR OPERATION:

- THE FOLLOWING TO BE DETERMINED PRIOR TO INSTALLATION.
- PUSH TO OPEN (YES / NO)
 - PUSH TO CLOSE (YES / NO)
 - AUTO TIME CLOSE (YES / NO TIME: <90 SEC)
 - WALL PBS LOCATION (ADJACENT DOOR, BAY WALL, CONTROL ROOM, ETC.)
 - ADDITIONAL WALL PBS (YES / NO) LOCATION?
 - INTEGRATION WITH OTHER BUILDING SYSTEMS (YES / NO)
 - ADDITIONAL COST MAY BE ASSOCIATED WITH ITEMS NOT INCLUDED.



This drawing is the property of JUS Doors, Inc. Any alteration or modification may only be done so with written consent.

DRAWN MLP DATE 12/16/21



JUS DOORS, INC.
PO BOX 16639
GREENSBORO, NC 27416
P. 888.510.5331
W. jewersdoors.us
E. info@jewersdoors.us

ISSUE	CHECKED	DATE	SIGNED	MODIFICATION
01	MLP	12/16/21		FIRST ISSUE
DRG TITLE			PROJECT REF	
STANDARD GLAZING OPTIONS				
DRAWING NUMBER			GLAZING OPTIONS _ 20211216	